

# CCAA

# Technical Library

**A members guide to accessing and using the CCAA  
Technical Library on the website.**

CCAA 2018 -Fall Educational Conference  
Philadelphia, PA October 7-9, 2018

# Why have a Technical Library?

- Valuable Member Benefit
- CCS Development and Enhancement
- Education/Training - CCAA is not a “Testing Only” Association
- Member Information Sharing
- Support of our Purpose

# What is the “CCAA Technical Library”?

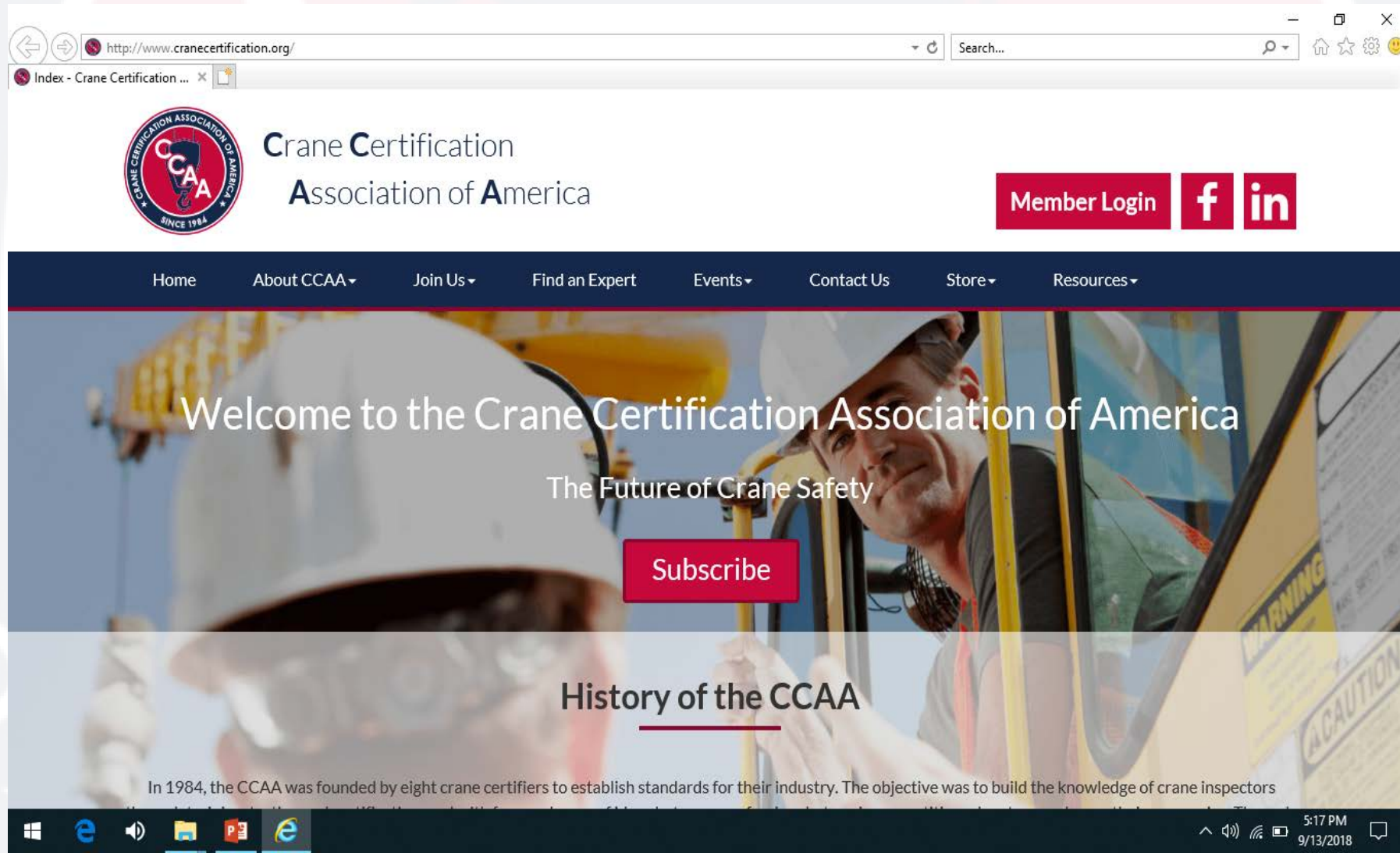
- A Collection of Surveyor Technical Resources
- Informative Educational Materials
- Web Based Archive on CCAA WEBSITE
- Exclusive, MEMBER ONLY ACCESS
- Available in the field to MOBILE DEVICES
- Accessible, 24/7 – 365

# What's in the "CCAA Technical Library"?

- Educational Conference Presentations
- Surveyor Risk Management Docs
- Standards Compendium & Guidance Docs
- Technical Docs – Mobile, Overhead & Tower
- Manufacturer Bulletins
- Newsletter Archives Dating Back to 2003

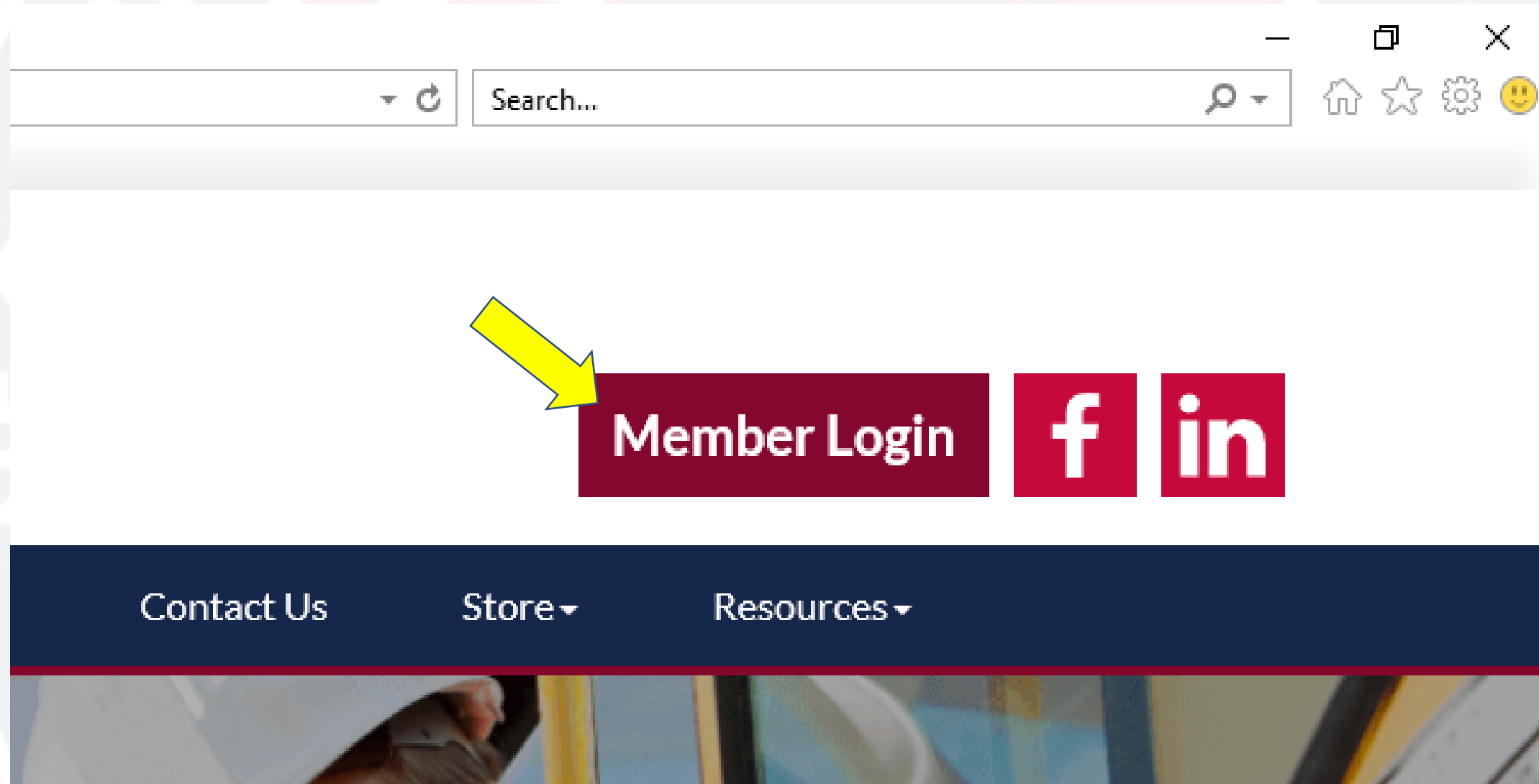
# How to access the CCAA Technical Library:

1. Find the CCAA Homepage at: [www.cranecertification.org](http://www.cranecertification.org)



The screenshot shows a web browser window displaying the homepage of the Crane Certification Association of America (CCAA). The browser's address bar shows the URL <http://www.cranecertification.org/>. The page features the CCAA logo, which is a circular emblem with the text "CRANE CERTIFICATION ASSOCIATION OF AMERICA" and "SINCE 1984". To the right of the logo, the text "Crane Certification Association of America" is displayed. Further right, there are buttons for "Member Login" and social media icons for Facebook and LinkedIn. A dark blue navigation bar contains the following menu items: Home, About CCAA, Join Us, Find an Expert, Events, Contact Us, Store, and Resources. The main content area has a background image of a crane operator. Overlaid on this image is the text "Welcome to the Crane Certification Association of America" and "The Future of Crane Safety". A red "Subscribe" button is positioned below the text. At the bottom of the main content area, the text "History of the CCAA" is displayed with a red underline. Below this, a paragraph states: "In 1984, the CCAA was founded by eight crane certifiers to establish standards for their industry. The objective was to build the knowledge of crane inspectors". The Windows taskbar is visible at the bottom of the screen, showing the time as 5:17 PM on 9/13/2018.

## 2. Click on the **Member Login** Button



### 3. Type in your **Username** and **Password**. Then click **Log-In**.

on of **A**merica

Member Login



Join Us ▾

Find an Expert

Events ▾

Contact Us

Store ▾

Resources ▾

ica - Member Login

o log-in to the members area.

Username:  x

Password:

Log-In

click

elow, and click the Submit button to initiate the process to reset your password.



4. Now you're in the **Member Area**. Navigate to the **RESOURCES** folder icon in the **Member Menu**. Click to open the **RESOURCES** folder.

The screenshot displays the website for the Crane Certification Association of America (CCAA). The browser address bar shows the URL: <https://mms.cranecertification.org/members/members.php>. The page header includes the CCAA logo, the text "Crane Certification Association of America", a "Member Login" button, and social media icons for Facebook and LinkedIn. A dark blue navigation bar contains links for Home, About CCAA, Join Us, Find an Expert, Events, Contact Us, Store, and Resources. Below this is the "Member Menu" section, which features icons and links for Members, Events, Communication, Engagement, Resources, and Multimedia. The "Resources" link is highlighted with a yellow arrow and the word "click". At the bottom, there is a section for "My Membership Information" for user "joe cranesurveyor" with a "logout?" link, and a sub-menu with links for My Profile, Member Information, Billing Info, Other Info, and Admin Permissions. The member number "01234567" is displayed at the bottom left.







5. Click on **File Archive** from the list of categories.

Education  
of America


Member Login  

Home Us ▾ Find an Expert Events ▾ Contact Us Store ▾ Resources ▾

 [Communication](#)  [Engagement](#)  **Resources**  [Multimedia](#)

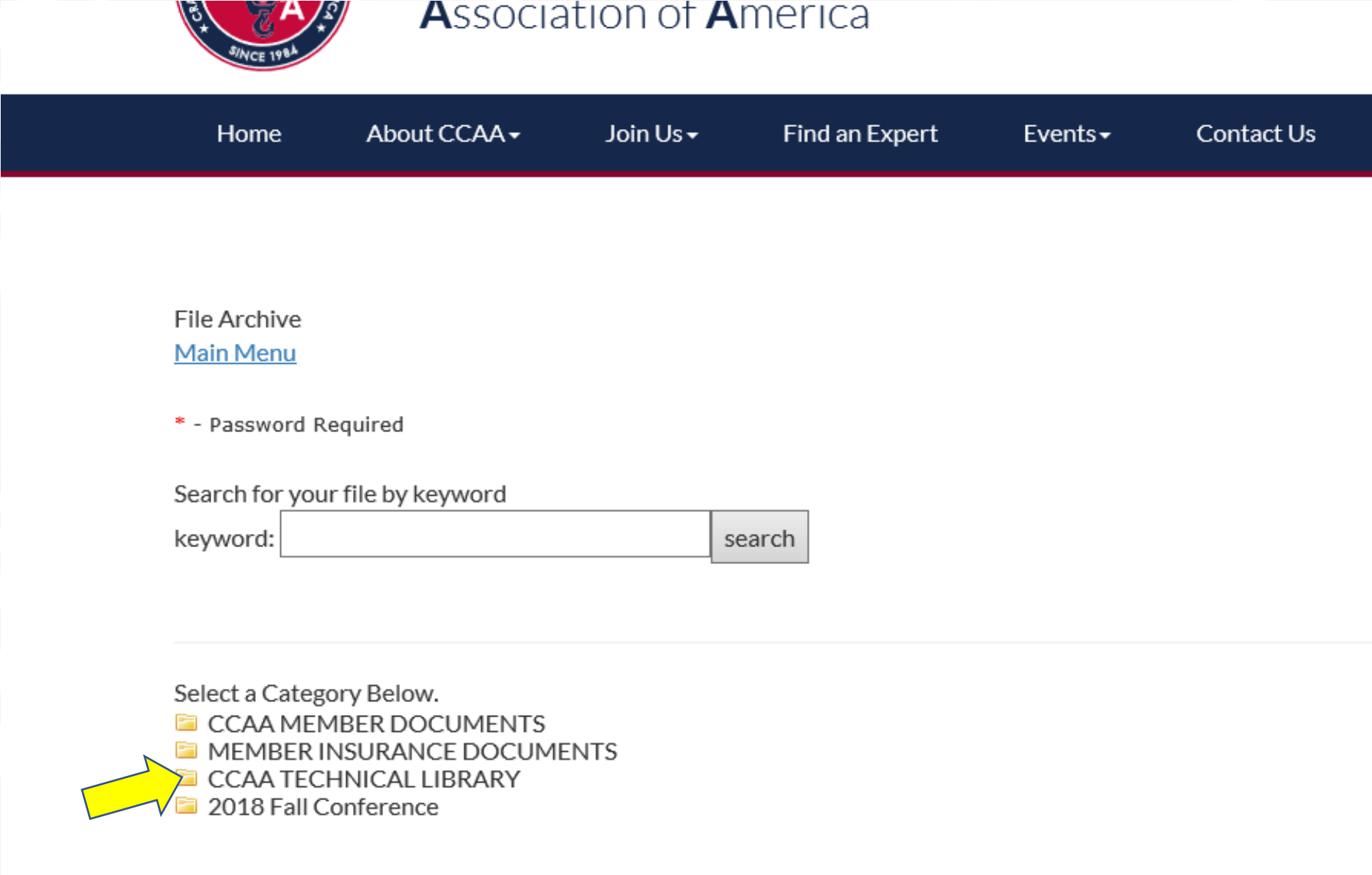
[Logout?](#)

[Billing Info](#) [Other Info](#) [Admin Permissions](#)

click 

- [File Archive](#)
- [Quick Reports](#)
- [Online Store](#)
- [Classified Ads](#)
- [Online Learning](#)

# 6. Click on **CCAA Technical Library** from the category list.



The screenshot shows the top portion of the CCAA Association of America website. At the top left is the CCAA logo, a circular emblem with a red and white design and the text "SINCE 1984". To its right is the text "Association of America". Below this is a dark blue navigation bar with white text links: "Home", "About CCAA", "Join Us", "Find an Expert", "Events", and "Contact Us".

Below the navigation bar, there are links for "File Archive" and "Main Menu". A note indicates "\* - Password Required". A search section is present with the text "Search for your file by keyword" and a search box containing the text "keyword:" followed by a text input field and a "search" button.

At the bottom, a section titled "Select a Category Below." lists four categories, each preceded by a folder icon:

- CCAA MEMBER DOCUMENTS
- MEMBER INSURANCE DOCUMENTS
- CCAA TECHNICAL LIBRARY
- 2018 Fall Conference

A yellow arrow points to the "CCAA TECHNICAL LIBRARY" category.

# 7. Now click on any of the various folders to open and explore.

Home About CCAA ▾ Join Us ▾ Find an Expert Events ▾ Contact Us

File Archive  
[Main Menu](#)


\* - Password Required

Search for your file by keyword  
keyword:

---

Select a Category Below.


- 📁 CCAA MEMBER DOCUMENTS
- 📁 MEMBER INSURANCE DOCUMENTS
- 📁 **CCAA TECHNICAL LIBRARY**
- 📁 Educational Conference Agendas
- 📁 Surveyor Risk Management
- 📁 Standards Compendium & Guidance
- 📁 Overhead Cranes Technical
- 📁 Mobile Cranes Technical
- 📁 Tower Cranes Technical
- 📁 Manufacturer Bulletins
- 📁 Newsletter Archives
- 📁 2018 Fall Conference



8. You may also search for documents by typing a keyword in the search field and click **SEARCH**. All files with the keyword in the title will appear.

Search for your file by keyword

keyword:



i.e. - type keyword boom

Select a Category Below.


- CCAA MEMBER DOCUMENTS
- MEMBER INSURANCE DOCUMENTS
- CCAA TECHNICAL LIBRARY
  - Educational Conference Agendas
  - Surveyor Risk Management
  - Standards Compendium & Guidance
  - Overhead Cranes Technical
  - Mobile Cranes Technical
  - Tower Cranes Technical
  - Manufacturer Bulletins
  - Newsletter Archives
- 2018 Fall Conference

# 9. All file titles with “boom” will appear. The **Count:** is 7 Titles.

Media & File Center:

[Main Menu](#) | [Category List](#)

Count: 7



[native sort](#)

All (7)  
titles with  
keyword  
“boom”.



<u>Title</u>	<u>Date</u>	<u>Description</u>
<a href="#">Grove - Rectangular Boom Inspection</a>	06/05/18	
<a href="#">Grove - Trapezoidal Boom Inspection</a>	06/05/18	
<a href="#">Manitex - Service Intervals Booms TD-10001</a>	06/05/18	
<a href="#">Rectangular Boom Inspection</a>	09/10/18	
<a href="#">TD10001 BOOM SERVICE INTERVALS</a>	09/10/18	
<a href="#">Trapezoidal Boom Inspection</a>	09/10/18	
<a href="#">W08-010 MODEL 16000 BOOM</a>	09/10/18	

10. Choose a document and click on it to read or download it.

[native sort](#)

Click on here to  
see this Service  
Bulletin



<u>Title</u>	<u>Date</u>	<u>Description</u>
<a href="#">Grove - Rectangular Boom Inspection</a>	06/05/18	
<a href="#">Grove - Trapezoidal Boom Inspection</a>	06/05/18	
<a href="#">Manitex - Service Intervals Booms TD-10001</a>	06/05/18	
<a href="#">Rectangular Boom Inspection</a>	09/10/18	
<a href="#">TD10001 BOOM SERVICE INTERVALS</a>	09/10/18	
<a href="#">Trapezoidal Boom Inspection</a>	09/10/18	
<a href="#">W08-010 MODEL 16000 BOOM SECTIONS</a>	09/10/18	



# TechDoc

**Subject:** Service Intervals – ManiTex Booms

**Date:** 1/30/2006

**Model/Series:** All ManiTex Booms Trucks and Aerial Cranes

**No.:** TD10001

---

This document exists to help clarify suggested service intervals for ManiTex Booms. ManiTex does not have an official position regarding how often a boom assembly should be completely disassembled specifically for inspection purposes. The following are excerpts taken from the maintenance section of a typical ManiTex Crane Owner Manual. The majority of these are general crane maintenance tasks that also apply to the boom and boom components.

## **CRANE SERVICE INTERVALS** *(Boom Related)*

END